

Configuration proposal ICU (IC1)

Side view right



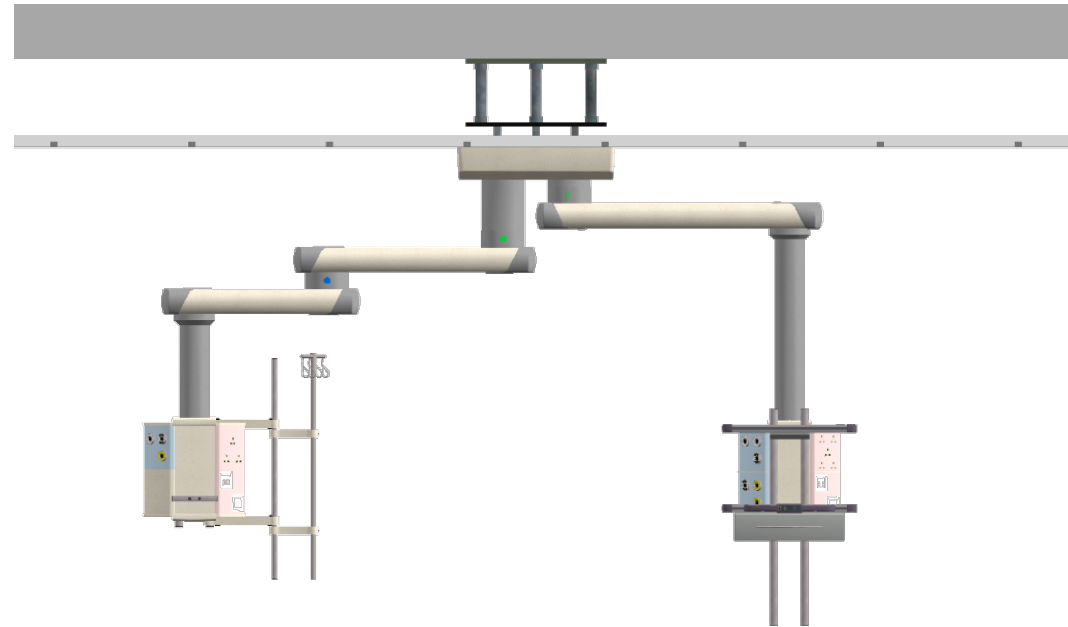
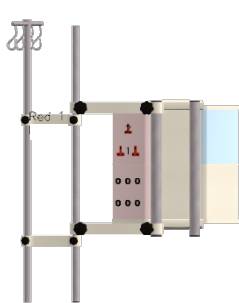
Front view




Side view left



Back




Side view right




Front view



Side view left



Back



Configuration infusion side:
 MediBoom® Air 800/600
 with Service Head 400
 1 x Infusion pole with extension

Configuration ventilation side
 MediBoom® Air 1000
 with Service Head 400
 2 x Shelf 520 mm, 1 x Drawer

1. Brake systems: Pneumatic
2. Action spaces*: >3,600/>2,800 mm
3. Weights and Pay Loads
 Remaining Net Pay Load: 188/269 kg
 Max. pendant pay load: 220/320 kg
 Vertical force as configured: 7535 N
4. Remaining Diameter: 71/56 %

* reference: centre of main bearing to centre of shelf

Number of service components - Infusion side / Ventilation side											
O ₂	Air 4/5	N ₂ O	Vac	CO ₂	N ₂	AGSS	Air 8/ Air- motor	Electrical sockets	Earth bonding sockets	Double RJ45	Data prep.
1 / 2	1 / 2		1 / 2					6 / 10	6 / 6	1 / 1	1 / 1
Phoenix P3 British Standard (ISO)								Wands- worth			


Configuration proposal ICU (IC1)

Infusion side


Side view right



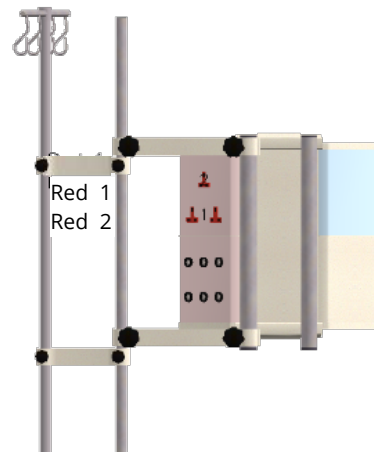
Front view



Side view left




Back




Ventilation side

Side view right



Front view



Side view left



Back

