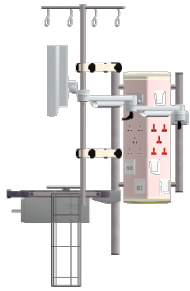
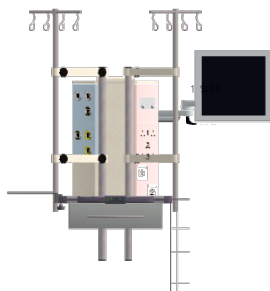


Configuration proposal ICU (IC3)

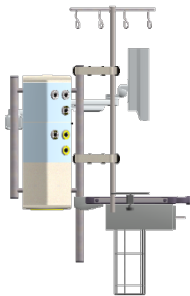
Side view right



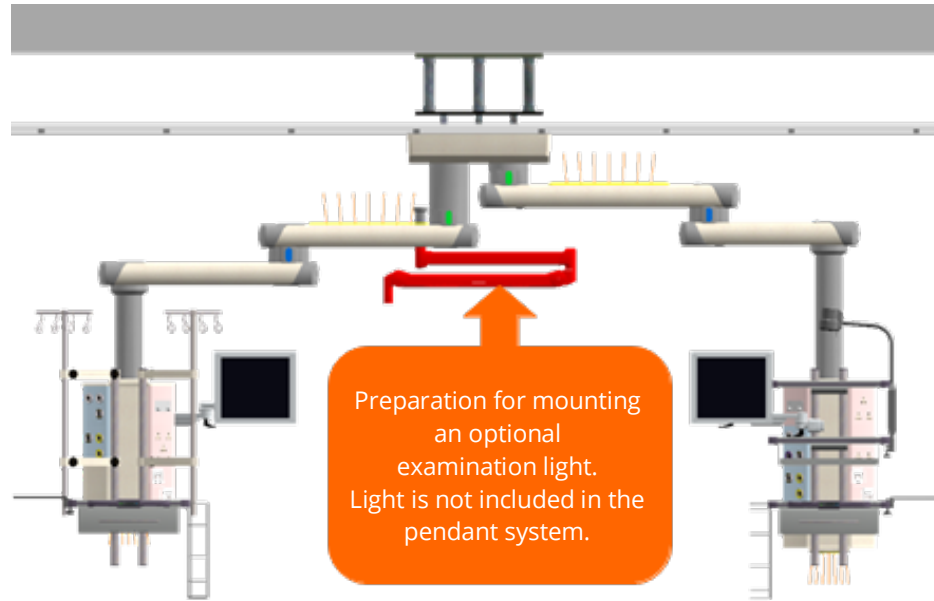
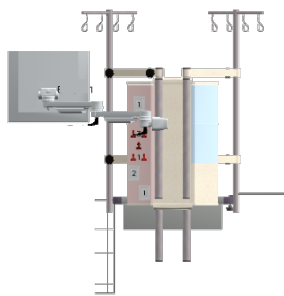
Front view




Side view left



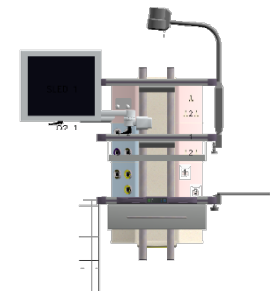
Back



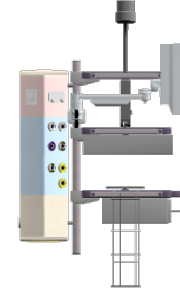
Side view right



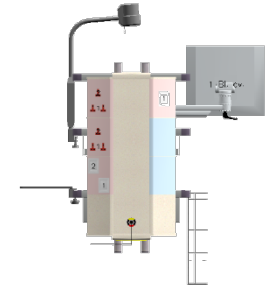
Front view



Side view left



Back



Configuration infusion side:
 MediBoom® Air+ 800/800
 with Service Head 600
 1 x Shelf 520 mm, 1 x Drawer
 2 x Infusion pole with extension

Configuration ventilation side:
 MediBoom® Air+ 1000/600
 with Service Head 600
 3 x Shelf 520 mm, 1 x Drawer
 1 x Keyboard/writing tray

- 1 Brake systems: Pneumatic
- 2 Action spaces*: >4,000/>4,000 mm
- 3 Weights and Pay Loads
 Remaining Net Pay Load: 161/141 kg
 Max. pendant pay load: 220/220 kg
 Vertical force as configured: 6822 N
- 4 Remaining Diameter: 56/46 %

*reference: centre of main bearing to centre of shelf

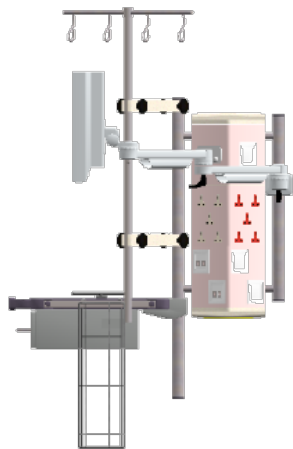
Number of service components - Infusion side / Ventilation side											
O ₂	Air 4/5	N ₂ O	Vac	CO ₂	N ₂	AGSS	Air 8/ Air-motor	Electrical sockets	Earth bonding sockets	Double RJ45	Data prep.
2 / 2	2 / 2	0 / 1	2 / 2			0 / 1		10 / 10	6 / 6	2 / 2	2 / 2
Phoenix P3 British Standard (ISO)								Wands-worth			

Configuration proposal ICU (IC3)

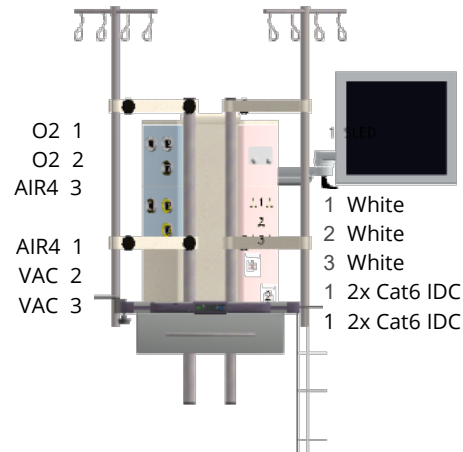
Infusion side

Ventilation side


Side view right



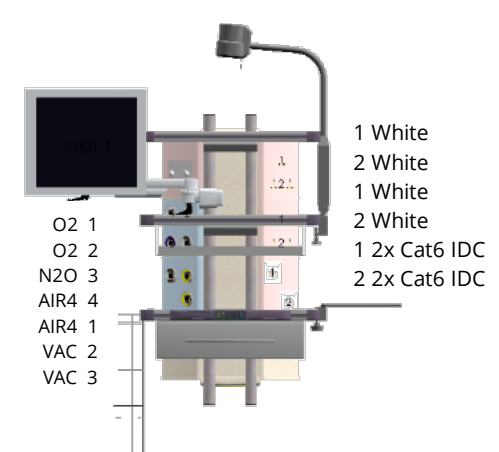
Front view




Side view right



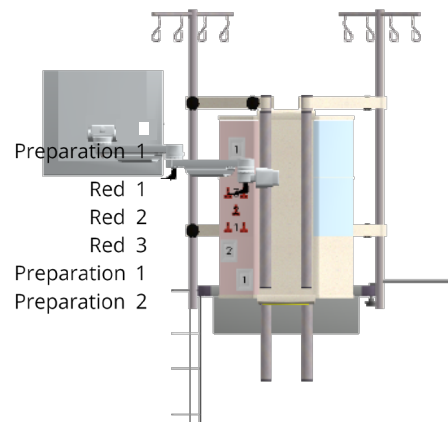
Front view



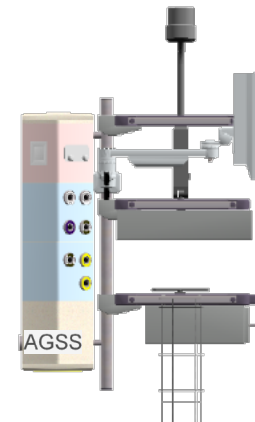
Side view left



Back



Side view left



Back

