




Configuration proposal ICU (IC1)

Side view right



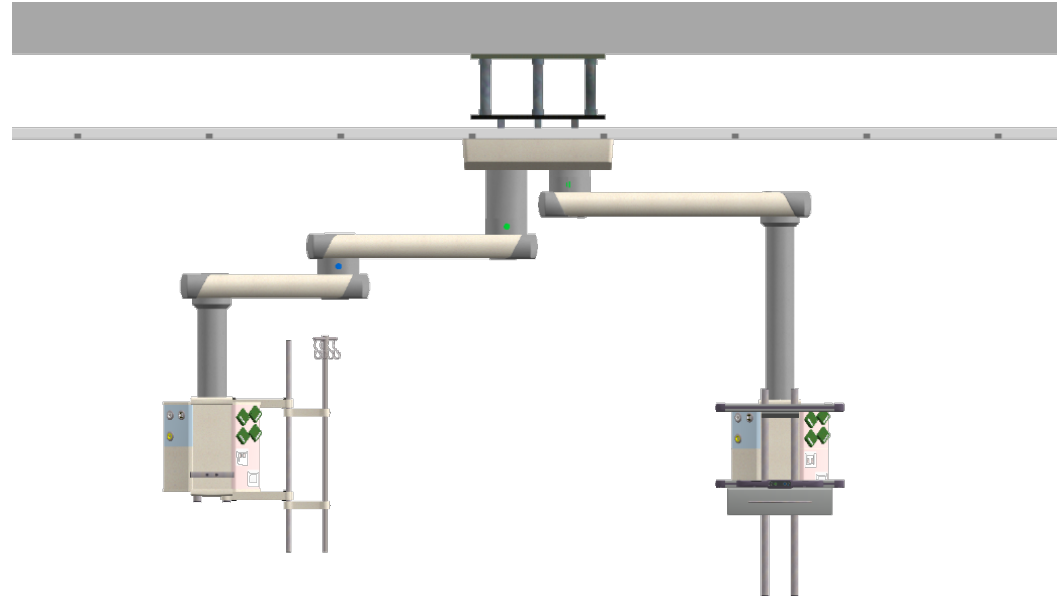
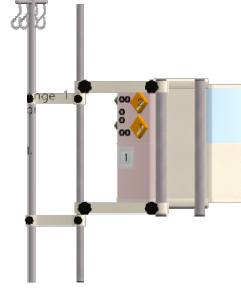
Front view



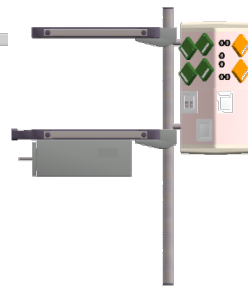
Side view left




Back



Side view right




Front view



Side view left



Back



Configuration infusion side:
 MediBoom® Air 800/600
 with Service Head 400
 1 x Infusion pole with extension

Configuration ventilation side
 MediBoom® Air 1000
 with Service Head 400
 2 x Shelf 520 mm, 1 x Drawer

1. Brake systems: Pneumatic
2. Action spaces*: >3,600/>2,800 mm
3. Weights and Pay Loads
 Remaining Net Pay Load: 188/271 kg
 Max. pendant pay load: 220/320 kg
 Vertical force as configured: 7535 N
4. Remaining Diameter: 82/82 %

* reference: centre of main bearing to centre of shelf

Number of service components - Infusion side / Ventilation side											
O ₂	Air 4/5	N ₂ O	Vac	CO ₂	N ₂	AGSS	Air 8/ Air- motor	Electrical sockets	Earth bonding sockets	Double RJ45	Data prep.
1 / 1	1 / 1		1 / 1					6 / 6	6 / 6	1 / 1	2 / 2
Greggersen Forano DIN Standard								PEHA			

Configuration proposal ICU (IC1)


Infusion side

Ventilation side


Side view right



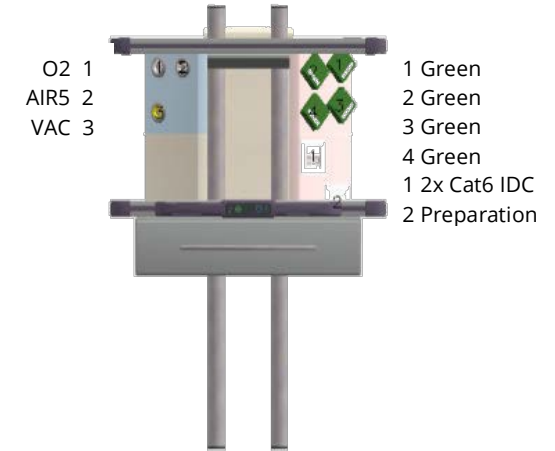
Front view




Side view right



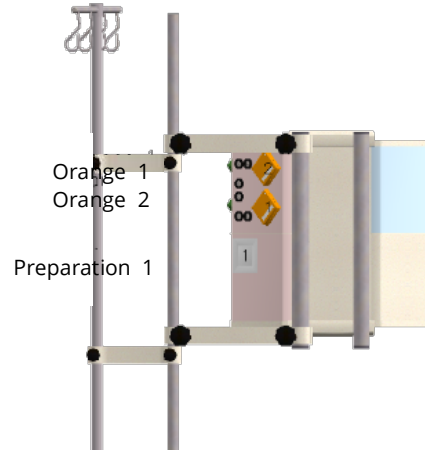
Front view



Side view left



Back



Side view left



Back

